

# Seasons and Celebrations

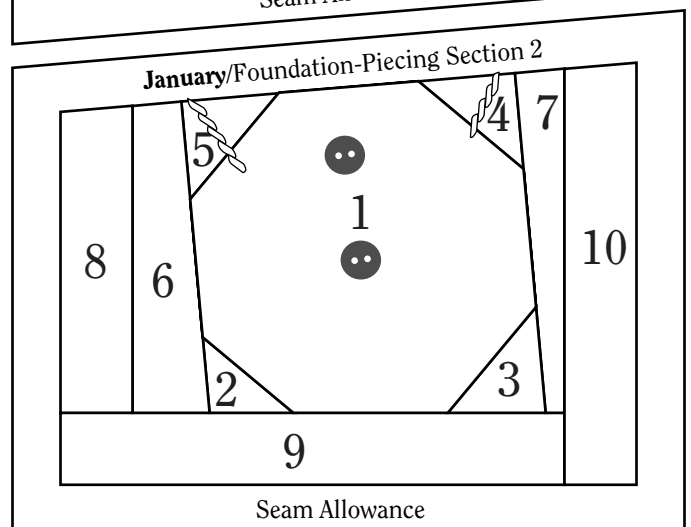
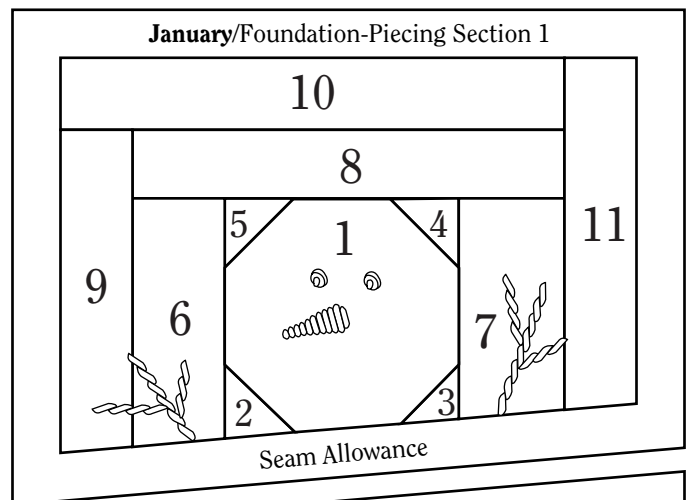
<http://www.quiltmaker.com>

## Mini Foundation-Pieced Blocks


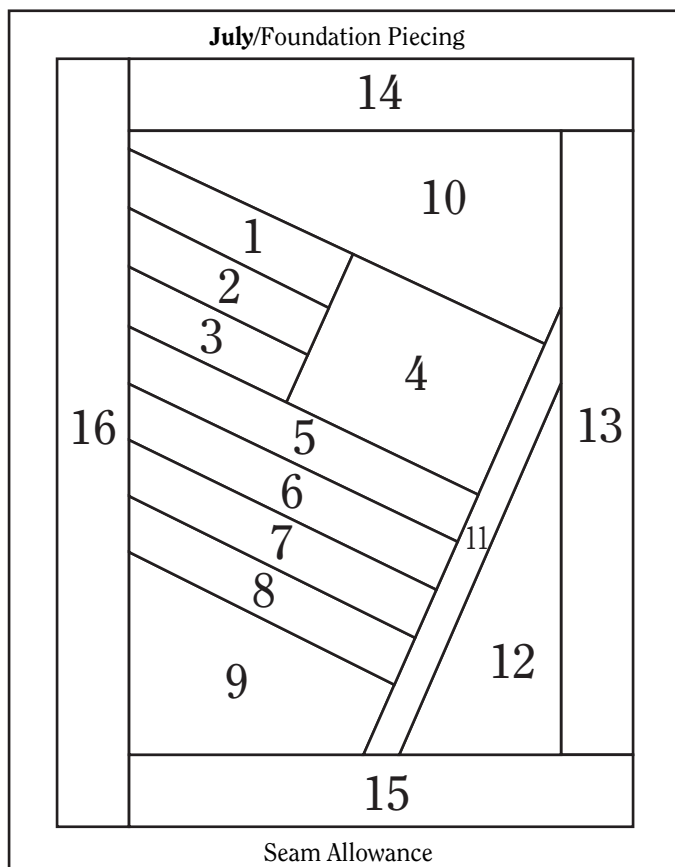
January and July make up the first two blocks in our "Seasons and Celebrations" series of foundation-pieced mini blocks. Watch the QUILTMAKER web site for the complete collection of "Seasons and Celebrations" blocks, and check the Fall 2000 issue of *Quiltmaker's All-Time Favorites* for directions on using your blocks in a calendar holder.



Piece each block or section in numerical order. Then, with a light source behind, trace any embroidery details on the front of the block. Remove paper and embroider as needed. For more information on foundation piecing, including a brief "Basic Lesson," visit the QUILTMAKER web site at [www.quiltmaker.com](http://www.quiltmaker.com).



Patterns are the reverse of the finished block.



Designs by  
Theresa Eisinger,  
QUILTMAKER artist